



Vision Safe 1.5 HR

INSULATED STEEL WINDOWS

Description

Vision Safe 1.5 hour systems are constructed from insulated steel frames, and are glazed with clear fire resistant laminated glass. This system restricts the spread of flames, smoke and hot gases and effectively blocks the transmission of conductive and radiant heat from a fire.

Fire Resistant Level (FRL)

Integrity and insulation up to a 1.5 hour FRL (-/90/90).

Compliance

Fully Certified to Australian Standard 1530 Part 4 (AS1530.4).

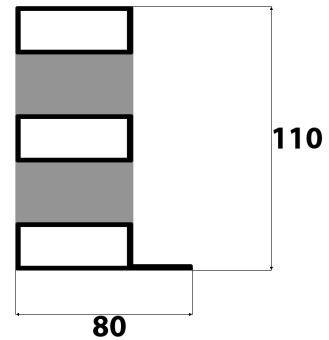
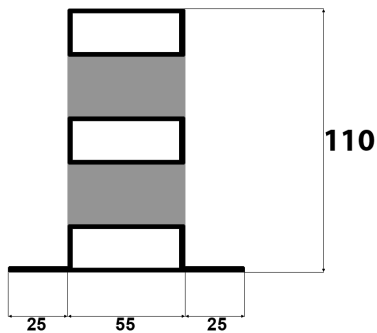
Application

Vision Safe 1.5 hour windows can be installed into the opening of a fire rated wall with an equal or greater FRL, wherever there is a need for integrity and insulation. Some applications include fire escapes, smoke lobbies, computer rooms, car parks, factories and boundary walls

Profile (Fixed Only)

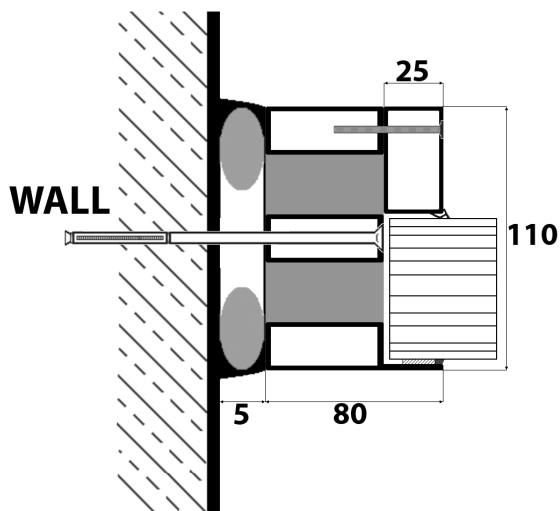
Our Vision Safe 1.5 hour range offers a variety of fixed window configurations which can be customised to suit your specific needs.

The Vision Safe 1.5 hour frame profiles consist of an insulated 110mm x 55mm segmented hollow steel frame section.

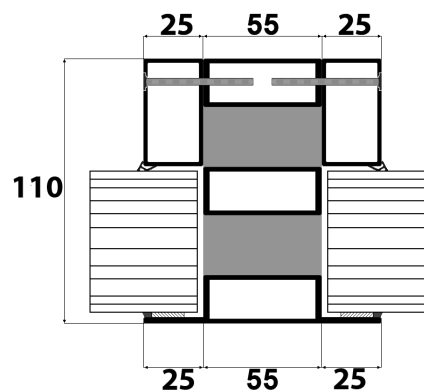


Section Drawings

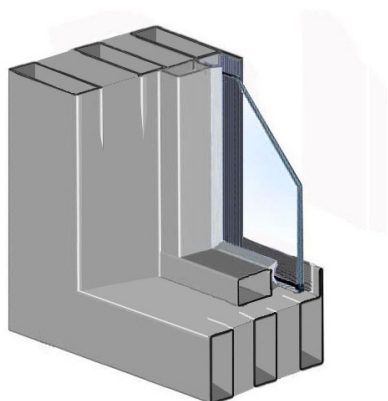
Perimeter
Wall fixing (Through)



Mullion Section



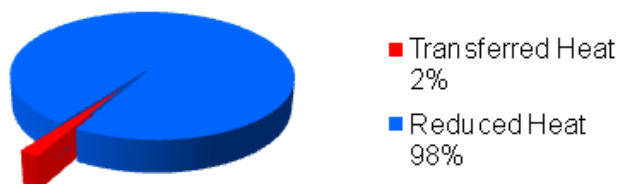
Glass Options



Our Vision Safe 1.5 hour range uses a clear laminated, insulating fire resistant safety glass. The thickness of the glass depends on the application.

Features:

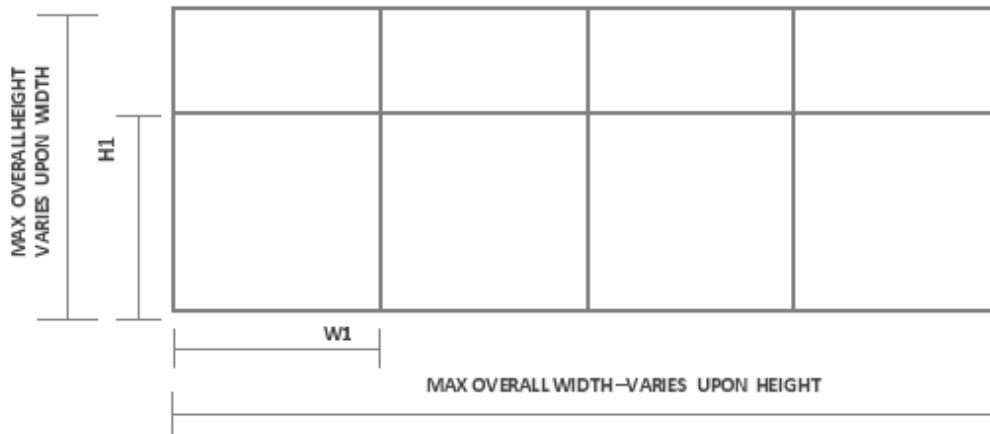
- Completely clear, maximising natural light and visibility.
- Impact rated safety glass tested to AS2208
- Conductive and radiant heat reduction
- Provides effective noise barrier
- Reactive interlayers create a visual barrier in the event of a fire.
- This system restricts the spread of flames, smoke and hot gases and effectively blocks the transmission of conductive and radiant heat from a fire.



Maximum Sizes Based on Single Pane

*Large scale window configurations may be subject to maximum size limitations.

	Single Pane (11055-1.5HR)		Multi Pane (11055-1.5HR)	
	Height	Width	Height	Width
48 mm Glass (-190/190)	2560	1575	2560	Unlimited



Finish

- Standard -** A four step powder coat process, including; garnet sandblasting, zinc enriched galvanizing, e-powder undercoat and powder coat top coat to selected colour. Standard colours selected from the Dulux Duralloy Range. Higher grade powder coat protection is available upon request.
- Optional -** Paint finish upon request.

Additional Features & Options

- Translucent films (frosted glass or tinting) to selected colour.
- An option of supply only or supply and installation.

Installation Requirements

- Wall opening must be fire rated with an equal or greater FRL. Examples include; steel stud walls, gypsum block walls, plasterboard and aerated concrete block.
- Wall opening must provide for a 5mm to 10mm clearance around the manufactured frame sizes.
- They can be provided pre-glazed (depending on size) with welded fixing lugs or site glazed into existing fire resistant openings.
- Flashings are to be provided by the builder/owner.

Sealing Details

Glass to frame seal -

A combination of silicone and glazing tape are used on the external join of the unit. This arrangement creates a weather proof seal. Rubber seals are then used on the internal join.


Frame to wall seal -

A combination of silicone, fire resistant acrylic and fire resistant flexi foam are used to create a fire and weather proof seal around the frame.

Standard Configurations & Codes




F1x1



F1x2



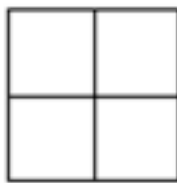
F1x3



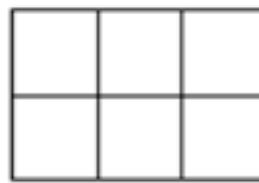
F1x4



F2x1



F2x2



F2x3

*Terms: 1. Nilfire reserves the right to add to, delete, or vary the contents of this document at any time without notification to you. Please check online for the most up to date version of this document.
www.nilfire.com.au

Last Updated 16/8/13